



STATE JUDICIAL ADMINISTRATION UKRAINE

ANALYSIS OF THE JUDICIAL STATISTICS about the work of district (city) courts of Zaporozhie region in 2009

Studying the statistics about the work of local courts in 2009 is carried out to find out the volume of work of the courts, judges' workload, structures and number of cases and materials of different categories. These tasks stipulate the structure of this information.

Analysis is carried out according to the reports of local courts about the cases of different categories (according to the adjudications, which got or didn't get legal force during 2009)

Volume of work in courts and judges' workload

418 372 cases and materials were received during 2009 by the local courts of Zaporozhie region. It is on 5.93% more than in the last year. The comparison of the number of cases, which were received by the judges, is shown in the table 1. Graphically these results are shown in the picture 1. Analysis of the number of cases and materials shows that during 2009 the number of administrative cases and applications increased in 379,70%. Number of criminal cases increased in 14,38%, cases on administrative infractions decreased in 74,92%, civil cases decreased in 4,60%.

Comparison of the structure of cases and materials receipt (Pictures 2,3) shows that the majorities of cases, which were received by the courts during last 2 years, were the reports on administrative infractions and its specific weight decreased from 69,32% to 32,00%, specific weight of the criminal cases in 2009 increased (from 7,02% to 14,78%); the specific weight of administrative cases increased (from 1,64% to 14,52%), the specific weight of civil cases increased (from 21,97% to 38,58%).

Table 1.

Cases and materials received by the local courts of Zaporozhie region

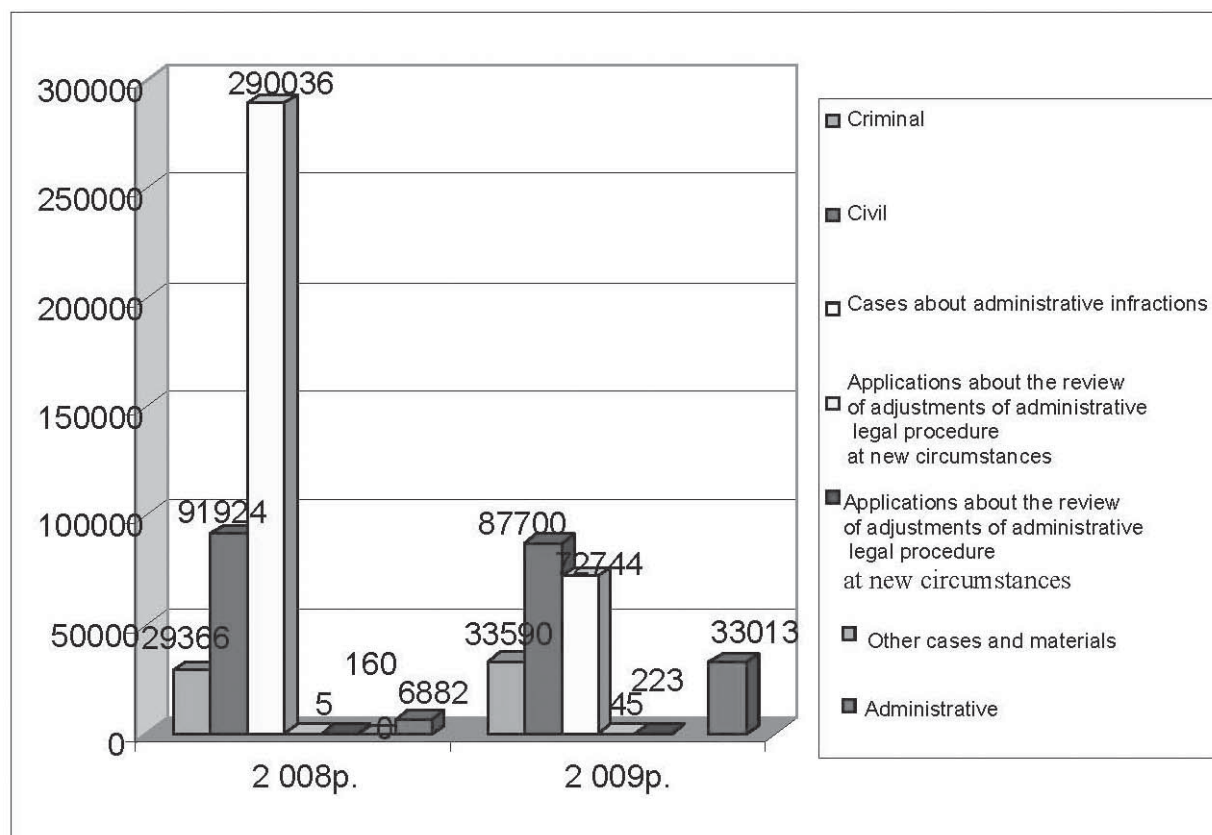
	2008 pik	2009 pik	Dynamics 2008-2009		Specific weight 2008	Specific weight 2009
			Абс.	%		
Criminal¹	29 366	33590	4 224	14,38	7,02	14,78
Civil²	91 924	87700	-4 224	-4,60	21,97	38,58
Administrative cases	6 882	33013	26 131	379,70	1,64	14,52
Cases on administrative infractions	290 036	72744	-217 292	-74,92	69,32	32,00
Applications about the review of adjustments of administrative legal procedure at new circumstances	5	45	40	800,00	0,00	0,00
Applications about the review of adjustments of civil legal procedure at new circumstances	160	223	63	39,38	0,04	0,10
Other cases and materials³	0	0	0	0,00	0	0
Total	394 936	418 372	23436	5,93	X	X

1. According to the art. 232 of CPC and materials.

2. Statements of claim, applications, complaints.

3. Form 5 – report about the direction to the force treatment of the chronic alcoholics and drug addicts.

Dynamics of cases and materials receipt in comparison with 2007.



Average monthly cases receipt by 1 judge (according to the staff schedule) is:

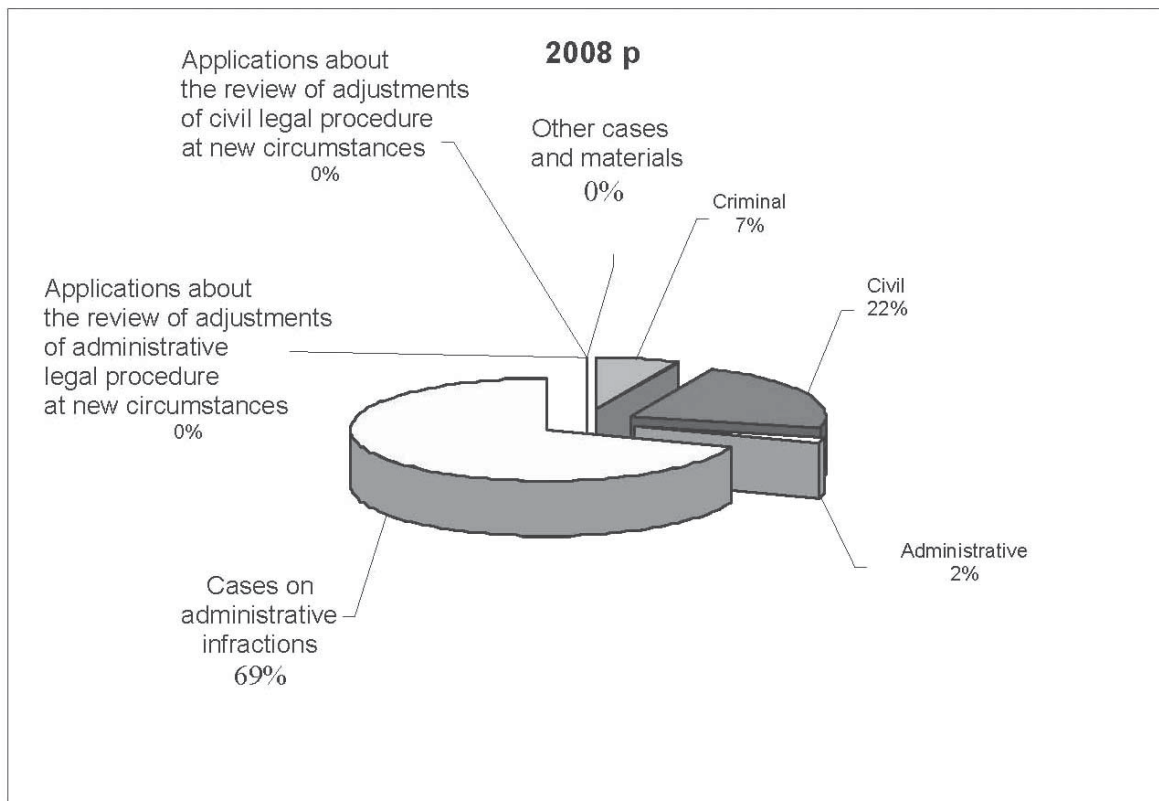
- criminal cases and materials – 14,82 [12,96] ;
- civil cases – 38,70 [40,57];
- administrative cases – 14,57 [3,04];
- cases on administrative infractions – 32,10 [127,99];
- applications about the review of adjustments of administrative legal procedure at new circumstances – 0,02 [0,00];
- applications about the review of adjustments of civil legal procedure at new circumstances – 0,10 [0,07];
- other cases and materials – 0,00 [0,00];
- average workload of one judge at all categories of cases – 100,32 [184,63].

The biggest number of cases and materials in 2009 were received by Vasilevka district court of Zaporozhie region – 139,10 [203,49];

4. Hereinafter the date in square brackets are the date of 2008.

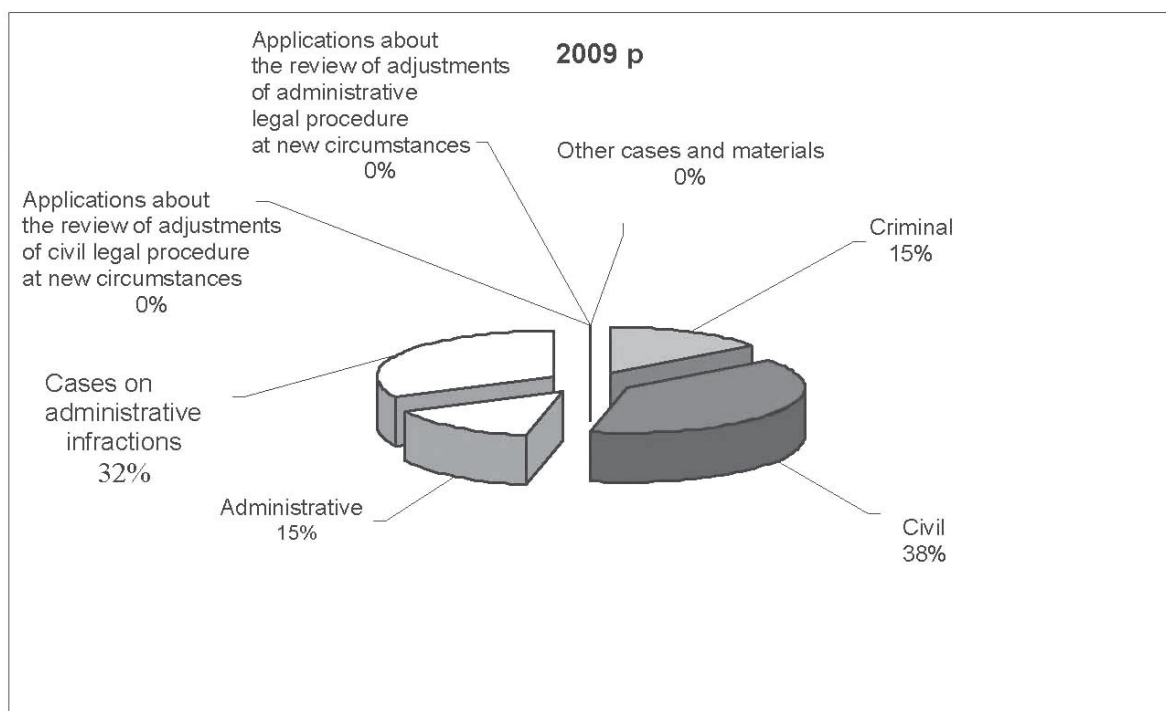
Picture 2.

Structure of cases and materials receipt in 2008



Picture 3.

Structure of cases and materials receipt in 2009



The least number of cases and materials in 2009 were received by Velikobelozerka district court of Zaporozhie region– 22,55 [47,39].

According to the staff, 206 judges should work in 28 district (city) courts of Zaporozhie region. In fact, as of the December, 1st, 2009 only 187 judges worked in the courts of Zaporozhie region. That is 90,77% from the staff number.

In connection with this, at the calculation of receipt, on the basis of number of courts, this index is:

- criminal cases – 5,14 [15,52];
- civil cases – 35,44 [37,53];
- administrative cases – 14,69 [0,02];
- cases on administrative infractions – 34,99 [139,00];
- applications about the review of adjustments of administrative legal procedure at new circumstances — 0,02 [0,00];
- applications about the review of adjustments of civil legal procedure at new circumstances – 0,11 [0,08];
- other cases and materials – 0,00 [0,00];
- average receipt of cases to one judge at all categories of cases– 110,51 [194,07];

The biggest workload on judges: Vasilivka district court of Zaporozhie region – 162,29; Primorsk district court of Zaporozhie region – 156,86; Kommunarshchynskiy district court of Zaporozhie – 154,15;

The least workload: Velikobelozerka district court of Zaporozhie region – 22,55; Rozovka district court of Zaporozhie region - 49,52; Novonikolaevka district court of Zaporozhie region – 52,88.

Office:

Main specialist of department organizational support functions of courts judicial statistics, legal work and logistics of institution judge self-government

Petrova H.

Continuation is in a next number